



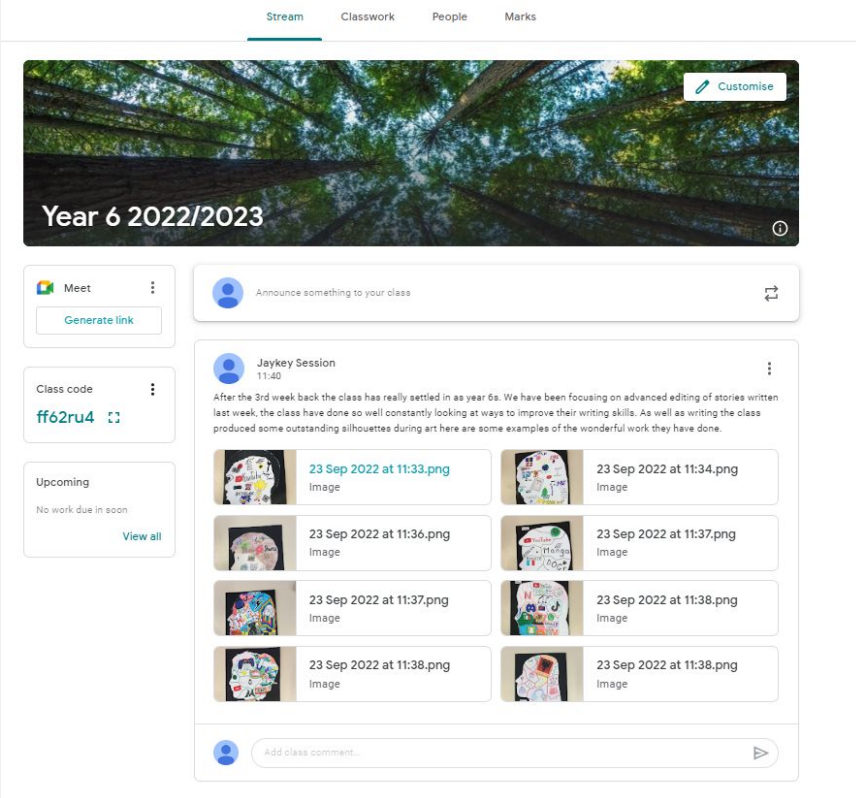
Parent Workshop Thursday 29th September

Agenda

- What is Google Classroom and G Suite?
- Why do we use these tools?
- Accessing Google Suite on any device
- How to log into and navigate your child's Google Classroom
- How do I add pictures, documents or a comment?
- Where can I find the drive?
- Questions

What is Google Classroom?

- Online classroom to share resources, collaborate on learning, communicate messages and complete assignments
- Part of the G Suite online tools for learning
- Connects with Docs, Sheets, Slides, Google Meet etc.
- Helps teachers share resources with students
- Helps connect the school day with home and families
- Creates a learning environment that can be accessed from anywhere at any time



The screenshot displays the Google Classroom interface for a class titled "Year 6 2022/2023". The top navigation bar includes "Stream", "Classwork", "People", and "Marks". The main header features a background image of a forest canopy with the text "Year 6 2022/2023" and a "Customise" button. Below the header, there are several sections:

- Meet:** A section with a "Generate link" button.
- Class code:** A section displaying the class code "ff62ru4" with a copy icon.
- Upcoming:** A section indicating "No work due in soon" with a "View all" link.
- Stream:** A section for announcements and posts. It includes an "Announce something to your class" button and a post by "Jaykey Session" at 11:40. The post text reads: "After the 3rd week back the class has really settled in as year 6s. We have been focusing on advanced editing of stories written last week; the class have done so well constantly looking at ways to improve their writing skills. As well as writing the class produced some outstanding allhouettes during art here are some examples of the wonderful work they have done." Below the text is a grid of ten image thumbnails, each labeled with a timestamp (e.g., "23 Sep 2022 at 11:33.png") and "Image".
- Comment:** A section at the bottom with a text input field "Add class comment..." and a send button.

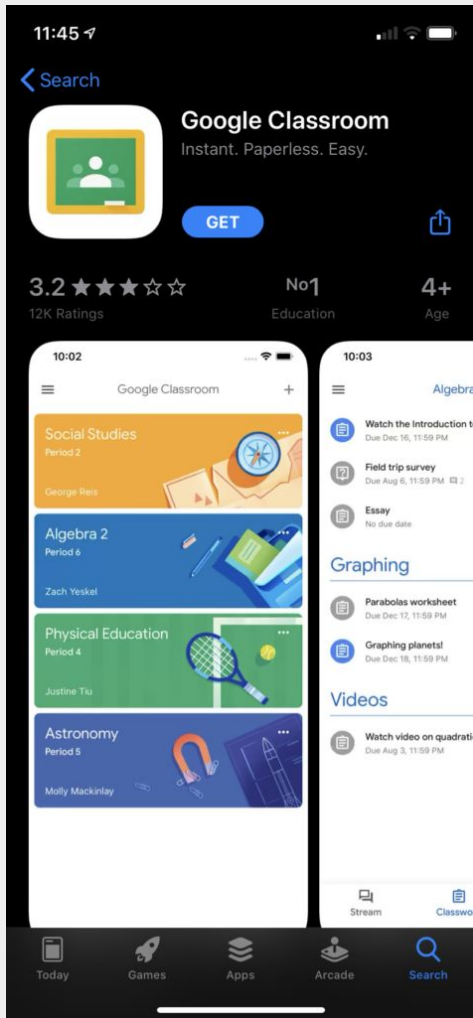
What is G Suite?

- Online tools that help children learn and support their computing knowledge
- Supports children in developing lifelong skills as they move into an ever developing technological world
- Live documents where children and teachers can collaborate
- Learn organisational skills with Google Drive



G Suite For Education





IPads and phones

- An easy way to access Google Classroom is through your phone or tablet. You can download the apps from any app store.
- Please be aware that if you or your child is using a tablet or phone to access their Google at home, they will need to download each app (docs, classroom, etc. individually)
- You can easily switch between accounts on a phone or tablet
- You will get notifications if you allow them as long as you are signed into the app

Test Class

Toni Wilson

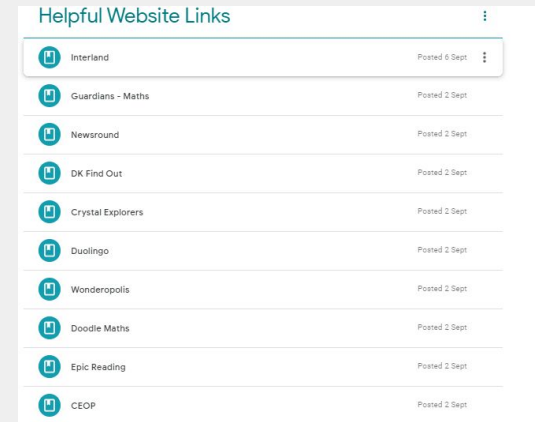


Decline [Join](#)


What can you find on the classroom?

Each classroom will be slightly different depending on the needs of the class. However on every class you will find:


- Stream page with a weekly post from your child's class adults updating you about that week's learning
- Pictures of the Class Charters
- A Classwork page, which will include resources and assignments from the class teacher. You will notice more assignments in the older years as the children become more confident and gain more computing skills
- Helpful links to websites that are used to support learning





How can I comment on the stream page?


 Jaykey Session
23 Sept


After the 3rd week back the class has really settled in as year 6s. We have been focusing on advanced editing of stories written last week, the class have done so well constantly looking at ways to improve their writing skills. As well as writing the class produced some outstanding silhouettes during art here are some examples of the wonderful work they have done.


 23 Sep 2022 at 11:33.png
Image


 23 Sep 2022 at 11:34.png
Image


 23 Sep 2022 at 11:36.png
Image


 23 Sep 2022 at 11:37.png
Image

 23 Sep 2022 at 11:37.png
Image

 23 Sep 2022 at 11:38.png
Image

 23 Sep 2022 at 11:38.png
Image

 23 Sep 2022 at 11:38.png
Image



Students (and parents and carers) can post on the stream page to make a comment on a post.

Please be aware that these comments can be seen by everyone and this is a place of support. Any inappropriate comments will be deleted and the person will be blocked from being able to comment

Track your progress ✕

See a list of your work and its current status

Got it

View your work

See a list of your work and its current status

Calendar

Class Drive folder

All topics

Reading Week 1

Writing Week 1

Maths Week 1

Reading Week 1



Reading - The Explorer

Due Nov 20

Writing Week 1



Lesson 1 - Deforestation Discussion Text

No due date

Maths Week 1



Lesson One - Converting Measurements

Due Nov 18

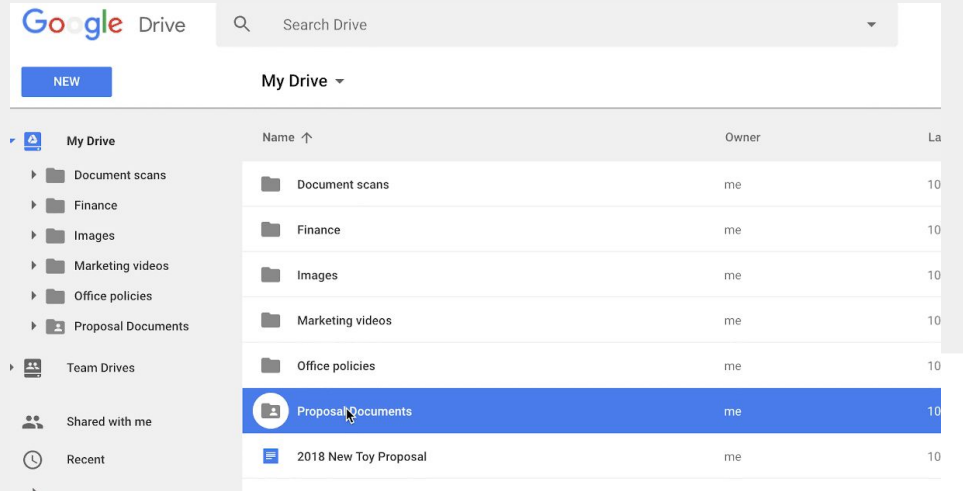
Pause, Arrow, Eraser, Highlighter, Video, Close icons

How can I add pictures, documents or comments?

This screenshot shows the interface for an assignment titled "Assignment 1" in an "English 1A" course. The assignment is worth 100 points and is due on November 16 at 11:59 PM. A "Your work" menu is open, displaying options to "Add or create" (highlighted with a red box), "Google Drive", "Link", and "File". Below these are "Create new" options for "Docs", "Slides", and "Sheets". A red arrow points from the "Add or create" button to the "Add class comment..." input field in the "Class comments" section.

This screenshot shows an assignment titled "Periodic Table Invention" due on September 10, worth 100 points. The assignment is assigned to Shaun Langevin and is due on 9:26 AM. The instructions are: "Use the interactive periodic table to brainstorm an invention that uses three or more elements." A project titled "9-2 Assignment CS" is linked to the assignment. The "Your work" menu is open, showing "Add or create" and "Mark as done" buttons. The "Private comments" section is highlighted with a red box, showing an "Add private comment..." input field.

Where can I find the drive and what will I find there?

A screenshot of the Google Drive web interface. At the top, there is a search bar with the text "Search Drive" and a magnifying glass icon. Below the search bar, there is a "NEW" button and a "My Drive" dropdown menu. The main content area shows a list of folders and files. The "My Drive" section is expanded, showing a list of folders: "Document scans", "Finance", "Images", "Marketing videos", "Office policies", and "Proposal Documents". The "Proposal Documents" folder is highlighted in blue. Below the "Proposal Documents" folder, there is a file named "2018 New Toy Proposal". The interface also shows "Team Drives", "Shared with me", and "Recent" sections, which are currently empty.

Name ↑	Owner	La
Document scans	me	10
Finance	me	10
Images	me	10
Marketing videos	me	10
Office policies	me	10
Proposal Documents	me	10
2018 New Toy Proposal	me	10

